

Mbarara District Profile

Location

Western part of Uganda with its headquarters 269.5km from Kampala

Neighbours

North – Ibanda; East – Kiruhura, North West – Buhweju District; South East – Isingiro District; South West – Ntungamo District; West – Sheema District

Population

2014 population census: total 472,629

Male: 230,082

Female: 242,547

Major Economic Activity: Agriculture. Ankole cattle and matooke.

Unemployment

8,789 youths aged 18-30 years who were neither working nor in school (now about 10,000)

Education (UBOS Census Report of 2014)

- Number of persons aged 6-15 years not attending school 10,099
- Persons aged 15 years and above whose highest level of education is below S.4 was 134,874 (72.9%)
- There are 42,240 persons aged 18 years and above who are illiterate

Construction of Bukiro Seed School under UgIFT (Auditor General 2019)

Cost: Shs. 2,000,000,000

Start date: 10th May 2019 planned over three years' period. The district received Shs. 250,000,000

On inspection the site was found abandoned owing to the high water table. The District had no money to redesign the school (update for 2020 required).





			
Foundation trenches filled with water	Foundation trenches filled with water	Excavated VIP latrine pit that is water logged and the collapsing in soils.	Another Excavated VIP latrine pit that is water logged and the collapsing in soils.

Photo: Auditor General 2019

Health (UBOS Census Report of 2014)

- 15% households were found to be 5 Km or more away from the nearest health facility
- Less than half of the households (43.5%) households have access to piped water
- 1,010 households were without any toilet facility

- 106,363 (94.3%) households were not living in decent dwellings.

Shortfalls of donor funds affected the health related support like Early Childhood Development (ECD)

Mbarara Regional Referral Hospital (AG 2018)

- **Understaffing:** 19% of the positions in the hospital are vacant. (Out of the 377 approved staff positions, only 304 positions (81%) were filled leaving 73 positions)
- **Equipment** is obsolete, faulty and not in fair condition. Patients are referred to other facilities to receive the same services hence putting their lives at risk.
- Other equipment has not been supplied.
- **Debt** (domestic arrears) – the hospital owes suppliers Shs. 1,925,001,338.

Construction of a maternity ward at Rubaya Health Centre III (Auditor General 2018)

- Materials exceeded market price by 76.8%

Access to Energy for Lighting (UBOS Census 2014)

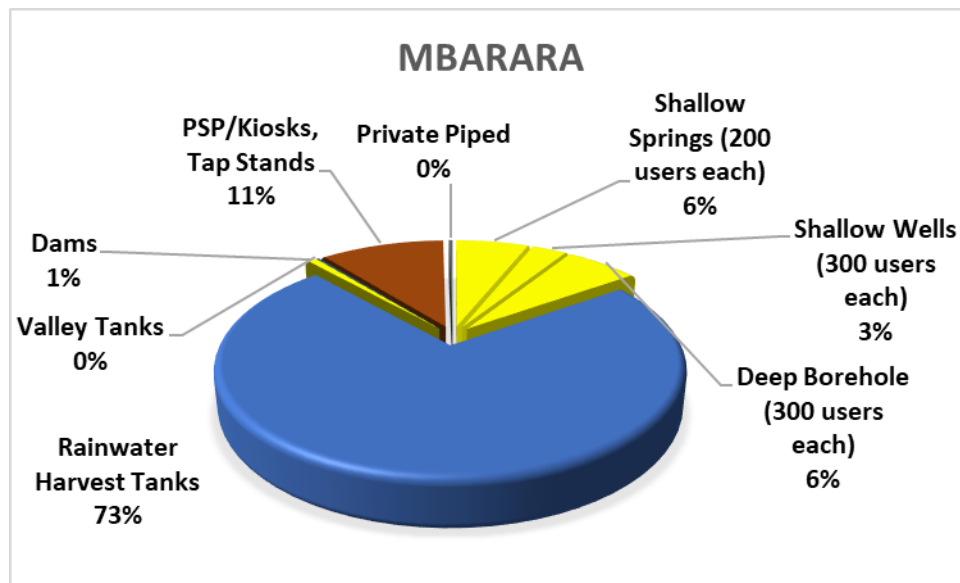
Access to Energy: More people use paraffin lamps for domestic lighting than electricity.

Tadooba: 41.8% Paraffin Lantern: 14.7% Electricity: 33.5%

Access to Water

Population: 391,775 Population served: 190,851 Not served: 200,924

- 49% access to water supply
- Over 54% of water is supplied via protected springs, shallow wells and boreholes and 43% by public tap.



Pie chart generated from Access to Safe Water (from MWE Database) accessed 15.10.20

Audit Report On the District Programmes

Budget Performance (Audit 2018)

Wasteful (nugatory) Expenditure: the district paid out Shs. 40,000,000 as part payment of Shs. 247,000,000 in respect of legal costs awarded to an employee. The costs could have been avoided if management had acted in a manner that does not contravene the law.

Shortfall: Central Govt. sent only 85.7% of the funds budgeted for leading to a shortfall of 14.3%. Central govt. sent only Shs. 30,557,040,702 (85.7%) out of Shs. 35,654,806,629 budgeted, leading to a shortfall of Shs. 5,097,765,927.

Unemployment

Youth Livelihood Programme (YLP): The audit focused on an amount of Shs. 309,838,832 disbursed to the District Local Government in the Financial Year 2014/2015 whose recovery period of three years had expired by 30th June 2018

- The District received a total amount of Shs. 309,838,832 for the financial year 2014/2015.
- The groups funded in 2014/2015 were expected to have repaid a total amount of Shs. 309,838,832 by close of the financial year 2017/2018, only Shs. 131,526,500 (42%) was recovered leaving a balance of Shs. 178,312,332 (58%)
- This means there is less available for on-lending to new groups.

Women's Enterprise Programme (WEP): no information

Administration

Budget Performance: Revenue

- Central Government transfers: 93% of budget received
- Tax revenue: 88.6% collected
- Non-tax revenue: 41.3%
- Transfers from other government entities: 47.3%
- Grants (incl. donor funds): 24% of expected funds received.

Environmental Protection

- Landslides, Rock falls, Bush clearance fires, Soil Erosion
Climate Change leading to:
- Floods
- Drought

Source: District Hazard, Risk and Vulnerability Profile for Mbarara District, GOU

The National Unity Platform pledges to restore ownership of the environment and biodiversity to the people of Uganda and actively begin to protect it. ~ NUP Manifesto, para. 220